

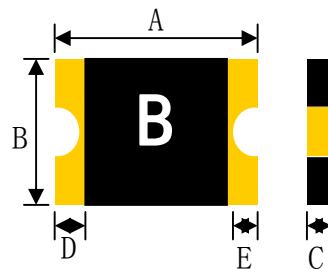


Add: 2/F, Bldg 3, Minxing Industrial Zone, Minkang Rd, Minzhi Office, Longhua New Area, Shenzhen Tel: 86-0755-29503668-8047 Fax : 86-0755-29503998 Email: sunny@wondhope.com P.C.: 518131	package:	SMD 1206
	Model:	WH 010
	V_{max}:	30V
	I_{max}:	10A
	SS:	ROHS
	Web:	www.wondhope.com

Specification Sheet

Marking :

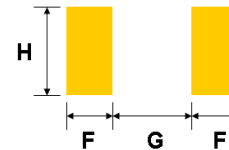
B: Part identification



Appearance and size of production

Solderability:

Meets EIA specification RS186-9E and ANSI/J-STD-002 Category 3



Recommended pad layout

Terminal Pad Materials:

Sn-plated nickel-copper, lead-free device.

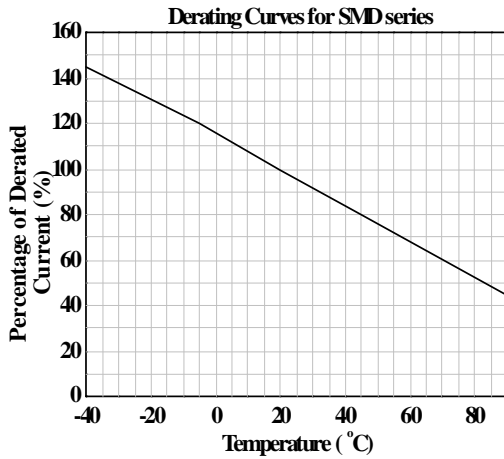
Dimensions:

UNIT	A		B		C		D	E	F	G	H
	MIN	MAX	MIN	MAX	MIN	MAX	MIN	MIN			
mm	3	3.5	1.5	1.8	0.6	1.1	0.15	0.1	1	2	1.9
inch	0.12	0.14	0.06	0.07	0.024	0.04	0.01	0.004	0.04	0.08	0.07

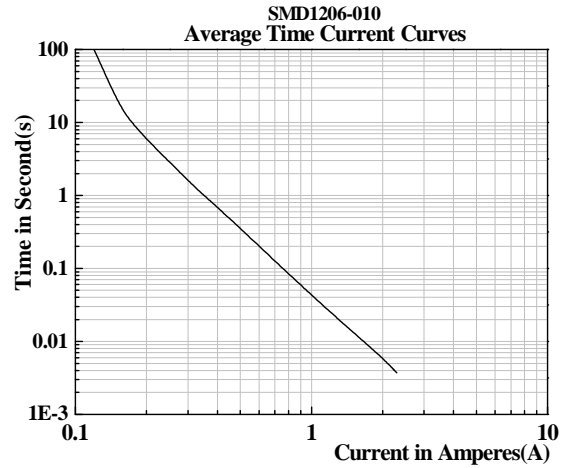
Performance Specification:

Model	V _{max} (V _{dc})	I _{max} (A)	I _{hold} @25°C (A)	I _{trip} @25°C (A)	P _d Tpy. (W)	Maximum		Resistance	
						Current (A)	Time (Sec)	R _i min (Ω)	R ₁ max (Ω)
SMD010	30	10	0.1	0.25	0.5	0.5	1.0	1.60	15.00
V_{max}: Maximum voltage , device can withstand without damage at rated current;									
I_{max}: Maximum fault current, device can withstand without damage at rated voltage;									
I_{hold}: Hold Current.,device will sustain for 30min without tripping in 25°C still air;									
I_{trip}: Minimum current at which the device will trip in 25°C still air;									
P_d: Power dissipated from device when in the tripped state in 25°C still air;									
R_imin: Minimum resistance of device in initial (un-soldered) state;									
R₁max: Maximum resistance of device at 25°C measured one hour post reflow.									

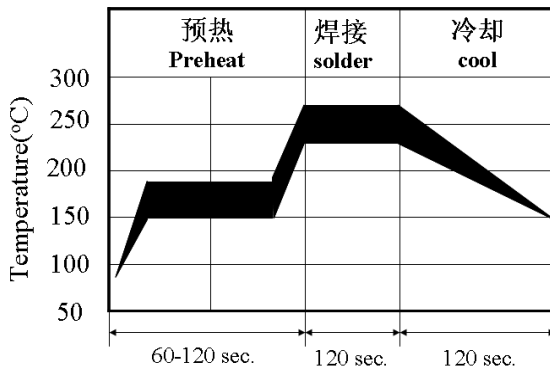
Average Time Current Curve



Average Time Current Curve at 25°C



Solder reflow conditions



- 1、 Recommended reflow methods: IR, vapor phase oven, hot air oven.
- 2、 Devices are not designed to be wave soldered to the bottom side of the board.
- 3、 Recommended maximum paste thickness is 0.25 mm (0.010 inch).
- 4、 Devices can be cleaned using standard method and solvents.

Note: If reflow temperatures exceed the recommended profile, devices may not meet the performance requirements.

Storage and Handling

Storage conditions: 30°C max, 60% R.H. Devices may not meet specified performance if storage conditions are exceeded.

Order Information

B=Part identification, SMD1206=Packaging, 010=Model
5000pcs/Reel

WARNING:

- 1、 Use PPTC exceed by the maximum rating and improper use may result in device damage and possible electrical arcing and flame.
- 2、 PPTC are designed for protection against over current or temperature fault conditions and should not be used when repeated fault conditions or prolonged trip events are anticipated.
- 3、 Device performance can be impacted negatively if devices are handled in a manner inconsistent with recommended electronic, thermal, and mechanical procedures for electronic components.
- 4、 Use PPTC with a large inductance in circuit will generate a circuit voltage above the rated voltage of the PPTC.
- 5、 Avoid impact PPTC device its thermal expansion like placed under pressure or installed in limited space.
- 6、 If any quality problems caused by improper use mentioned above, our company is not responsible.